

# Beyond the Basics

*Tying together literacy strands for the older student*

## Registration

Name: \_\_\_\_\_

Address: \_\_\_\_\_

\_\_\_\_\_  
(City) (St) (Zip)

Phone: \_\_\_\_\_

(Home) (Work) (Cell)

E-mail: \_\_\_\_\_

Occupation/Title: \_\_\_\_\_

School (if applicable): \_\_\_\_\_

Previous *multisensory* training:

Orton -Gillingham  Wilson  Other \_\_\_\_\_

Please check all that apply:

- \_\_\_\_\_ \$ 75 (pre-training)  
\_\_\_\_\_ \$450 (individual)  
\_\_\_\_\_ \$250 (RITES teacher)

*Please contact us at (401) 723-4459 for  
special pricing and dates for school/district groups*

If paying by check, please make payable and mail to:

RITES  
334 East Avenue  
Pawtucket, RI 02860

If paying by credit card (Visa, MasterCard or American Express), please fill out and sign below:

Card type (*circle one*): Visa MC AmEx

Card Number: \_\_\_\_\_

Expiration: \_\_\_\_\_

I give permission for RITES to charge my credit card in the amount of \$ \_\_\_\_\_ for the Beyond the Basics course.

Signature: \_\_\_\_\_

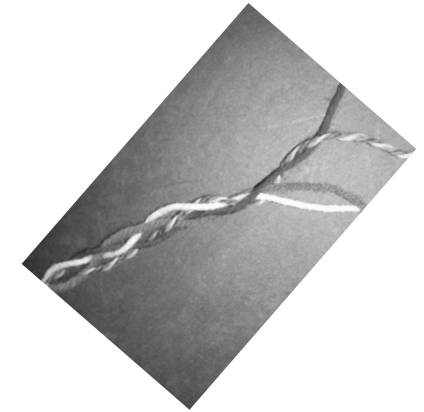
Date: \_\_\_\_\_



Rhode Island Tutorial & Educational Services, Inc.  
334 East Avenue  
Pawtucket, RI 02860

## PROFESSIONAL DEVELOPMENT *for Teachers*

### Beyond the Basics: *Tying together literacy strands for older students*



How do you create a "literacy bundle" that ties together word attack, spelling, vocabulary, fluency, and comprehension skills your students must master?

Reserve these 2011 dates:  
**July 26,27,28**  
to find out how...



RITES

presented by  
**Rhode Island Tutorial  
& Educational Services**

*dedicated to better teaching and learning*

**(401) 723-4459**  
**www.ritutorial.org**

## 2011 Course Dates, Times, Location, and Cost:

July 25	(pre-training day only) 8:30 a.m. - 3:30 p.m.	\$ 75
July 26,27,28	8:30 a.m. - 3:30 p.m.	\$450
October 1	9:00 a.m. - 12:00 p.m.	

RITES Learning Center  
334 East Avenue, Pawtucket, RI 02860

Price includes all materials, snacks and drinks.

**Please contact us at (401) 723-4459**

**for special school /district group pricing and dates!**

### Who Should Take The BEYOND THE BASICS Course?

This course is intended for **teachers, tutors, and other professionals who have already been trained in a multisensory, systematic approach** (such as Orton-Gillingham, Wilson, Slingerland, etc.), and who need to apply a more advanced level of this training to older students who have moved into the "reading to learn" phase of their education.

### Who Should Take The PRE-TRAINING Day?

This part of the course is intended for **upper elementary, middle and high school teachers and tutors** who do not have a multisensory background and are looking to add this to their repertoire to be more effective in their classrooms when working with students who have language-based learning differences.

Attending pre-training prepares you for the Beyond the Basics course. This day provides an overview of effective multisensory teaching as it applies to your language arts curriculum. Participants actively engage in multisensory practice to gain expertise in this approach.

### Certificate and Credits:

A certificate of completion will be provided upon completion of the course.

21 PDC's (RI) available with this course (27 with pre-training)

21 PDP's (MA) available with this course (27 with pre-training)



### About the Instructor, Nancy Surprenant, M. Ed., Member AOGPE:

Nancy is a RITES literacy teacher, specializing in working with children, adolescents and adults who require direct, multisensory instruction. Nancy has served on numerous committees to align instruction and curriculum to state frameworks for NEASC accreditation.

Her professional experience includes:

- Massachusetts Board Certified special education teacher, reading specialist, elementary teacher
- M.Ed. in Reading
- CAGS in Special Education
- Certified Orton-Gillingham practitioner
- Certified training in LIPs, Project Read Written Expression, Telian, and Visualizing and Verbalizing
- 32 years in the Seekonk public schools as a resource specialist
- Cooperating teacher for undergraduate and graduate students from Providence College and Rhode Island College
- President/vice president of the Seekonk Educators Association for fifteen years
- Member of RIBIDA

### Why Multisensory for Older Students?

Extensive research has established that a multisensory approach (visual, auditory and kinesthetic delivery of information) is highly effective for reaching most students and assisting them with the retention of the imparted information, whether they have learning differences or not.

Many teachers and private practitioners use a multisensory approach with their younger, elementary-aged students, but many middle and high school students respond to this kind of instruction, especially as they continue to develop their literacy skills. As the academic demands on them shift, and students mature, this approach often gets left behind because the teacher may be uncertain how to transfer the multisensory structure to an older child.



In order to make learning "come alive" and enhance connections in a meaningful way for your students, you will discover how to create and/or modify your lessons with a multisensory approach to your teaching that **motivates in an age-appropriate way.**

You will learn how to organize your instruction, which includes creating a highly structured reference notebook/portfolio with your students. As a result, your students will be actively engaged in their learning by organizing their materials in a sequential and easy-to-access format.



You will enjoy a collegial atmosphere throughout this course, allowing for questions, sharing experiences, and actively participating in hands-on demonstrations.



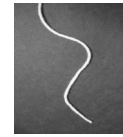
*The knowledgeable and witty instructor, the care in planning the materials and presentation, and the useful strategies contributed to a great learning experience. All the information was invaluable!*

*- 2009 Beyond the Basics participant and Orton-Gillingham tutor*

## Course Description: The Strands

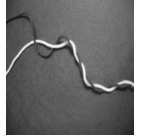
### Word Attack

Students must learn a large volume of words, more words than we can actually teach; therefore, we must arm them with learning strategies to attack and gain understanding from unfamiliar words. We'll focus on ways to present proven multisensory word attack skills in an engaging way that strengthens the confidence of older students.



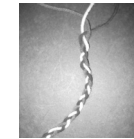
### Fluency

Identifying best practices for increasing reading fluency is essential. When students receive high-quality, systematic and structured instruction, fluency rates will rise. We'll delve into several methods of improving fluency and discuss their effectiveness in different settings. You'll learn how best to incorporate fluency training into your literacy approach.



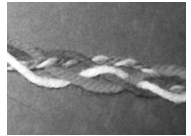
### Vocabulary Development

A compelling reason for providing students with instruction to build vocabulary is that vocabulary knowledge contributes to reading knowledge, which, in turn, affects students' reading comprehension. We'll explore systematic ways to incorporate vocabulary development into each literacy lesson.



### Comprehension

When all of the requisite skills described above become solidified, the emphasis shifts to a host of comprehension strategies. As students master these strategies through a multisensory approach, they gain greater meaning from text. We'll demonstrate effective comprehension strategies that make students stronger readers.



*I came away with not only new strategies, but the hands-on materials, ready to use with my students. I can't wait to get started!*

*- 2009 Beyond the Basics participant and middle school teacher*

*The course was so beautifully organized and paced. In particular, I appreciated the encouragement to incorporate a more active approach with my students. Thank you for your energy and enthusiasm.*

*- 2009 Beyond the Basics participant and high school resource teacher*

**Your course fee includes a binder full of materials and helpful additional resources that can be implemented immediately with your students.**

**www.ritutorial.org ♦ (401) 723-4459**